



**American Tank  
Company, Inc.**

# Welcome to the ATC Project & Tank Component Viewer

Please Select the Return or Forward Button to View these Images.

You May Select the ATC Logo to Return to Our Website.

## PROJECT DESCRIPTION

Left:

21 ft x 24 ft Bolted  
Gunbarrel Tank with  
various Welded Tanks

Right:

Two 21 ft x 20 ft Coated  
Bolted Tanks for produced  
water





**American Tank  
Company, Inc.**

# Welcome to the ATC Project & Tank Component Viewer

Please Select the Return or Forward Button to View these Images.

You May Select the ATC Logo to Return to Our Website.

## COMPONENT DESCRIPTION

Left:

Two 29 ft x 32 ft Bolted  
Tanks being repaired

Right:

Two 38 ft x 40 ft Coated  
Tanks





**American Tank  
Company, Inc.**

# Welcome to the ATC Project & Tank Component Viewer

Please Select the Return or Forward Button to View these Images.

You May Select the ATC Logo to Return to Our Website.

## COMPONENT DESCRIPTION

Left:

Four 15 ft x 16 ft Bolted  
Tanks

Right:

Three 21 ft x 8 ft OT  
Mixing Tanks



# Welcome to the ATC Project & Tank Component Viewer

Please Select the Return or Forward Button to View these Images.

You May Select the ATC Logo to Return to Our Website.


## COMPONENT DESCRIPTION

Left:

Five 21 ft x 16 ft Bolted  
Tanks

Right:

Twenty-four 21 ft x 16 ft  
Mud Tanks





**American Tank  
Company, Inc.**

# Welcome to the ATC Project & Tank Component Viewer

Please Select the Return or Forward Button to View these Images.

You May Select the ATC Logo to Return to Our Website.

## COMPONENT DESCRIPTION

Left:

12 in tube pumps installed  
on AWWA Bolted Tank

Right:

15 ft x 24 ft Fire  
Protection Tank





**American Tank  
Company, Inc.**

# Welcome to the ATC Project & Tank Component Viewer

Please Select the Return or Forward Button to View these Images.

You May Select the ATC Logo to Return to Our Website.


## COMPONENT DESCRIPTION

Left:

Polibrid 705 on interior of  
21 ft x 16 ft Bolted Tank

Right:

21 ft x 24 ft Bolted Tank  
bottom ring and bottom  
repair





**American Tank  
Company, Inc.**

# Welcome to the ATC Project & Tank Component Viewer

Please Select the Return or Forward Button to View these Images.

You May Select the ATC Logo to Return to Our Website.

## COMPONENT DESCRIPTION

Left:

15 ft x 48 ft AWWA Bolted  
Tank for potable water

Right:

32 ft x 40 ft AWWA Bolted  
Tank





**American Tank  
Company, Inc.**

# Welcome to the ATC Project & Tank Component Viewer

Please Select the Return or Forward Button to View these Images.

You May Select the ATC Logo to Return to Our Website.

## COMPONENT DESCRIPTION

Left:

38 ft x 24 ft Used Bolted  
Tank for industrial waste

Right:

29 ft x 16 ft Bolted Tank  
on offshore platform for oil  
service





**American Tank  
Company, Inc.**

# Welcome to the ATC Project & Tank Component Viewer

Please Select the Return or Forward Button to View these Images.

You May Select the ATC Logo to Return to Our Website.

## COMPONENT DESCRIPTION

Left:

55 ft x 24 ft Bolted Oil  
Storage Tank completed  
offshore

Right:

29 ft x 24 ft AWWA Bolted  
Tank replacing old water  
tank



# Welcome to the ATC Project & Tank Component Viewer

Please Select the Return or Forward Button to View these Images.

You May Select the ATC Logo to Return to Our Website.

## COMPONENT DESCRIPTION

Left:

26 ft x 16 ft Bolted Oil  
Storage Tank on offshore  
platform

Right:

Two 29 ft x 32 ft Bolted  
Tanks being repaired using  
a crane



# Welcome to the ATC Project & Tank Component Viewer

Please Select the Return or Forward Button to View these Images.

You May Select the ATC Logo to Return to Our Website.

## COMPONENT DESCRIPTION

Left:

**Drilling Mud Plant  
foundation installation**

Right:

**20 in flume fabrication for  
Gunbarrel Tank**





**American Tank  
Company, Inc.**

# Welcome to the ATC Project & Tank Component Viewer

Please Select the Return or Forward Button to View these Images.

You May Select the ATC Logo to Return to Our Website.

## COMPONENT DESCRIPTION

Left:

Factory coated tank with  
secondary containment

Right:

Sandblasting the exterior  
of a used Bolted Tank





**American Tank  
Company, Inc.**

# Welcome to the ATC Project & Tank Component Viewer

Please Select the Return or Forward Button to View these Images.

You May Select the ATC Logo to Return to Our Website.

## COMPONENT DESCRIPTION

Left:

Secondary containment on  
offshore platform

Right:

8 in x 5 ft standard  
galvanized grade band  
with hardware



# Welcome to the ATC Project & Tank Component Viewer

Please Select the Return or Forward Button to View these Images.

You May Select the ATC Logo to Return to Our Website.


## COMPONENT DESCRIPTION

Left:

Completed 24 in grade  
band retainer ring

Right:

Bolted Tank rafters





**American Tank  
Company, Inc.**

# Welcome to the ATC Project & Tank Component Viewer

Please Select the Return or Forward Button to View these Images.

You May Select the ATC Logo to Return to Our Website.

## COMPONENT DESCRIPTION

Left:

**Bolted Tank construction  
boom**

Right:

**9 ft x 8 ft 100 Bbl Bolted  
Tank for potable water**





**American Tank  
Company, Inc.**

# Welcome to the ATC Project & Tank Component Viewer

Please Select the Return or Forward Button to View these Images.

You May Select the ATC Logo to Return to Our Website.

## COMPONENT DESCRIPTION

Left:

Three Welded Tanks with  
API walkway and stairway

Right:

Refurbished Welded Tanks



# Welcome to the ATC Project & Tank Component Viewer

Please Select the Return or Forward Button to View these Images.

You May Select the ATC Logo to Return to Our Website.

## COMPONENT DESCRIPTION

Left:  
9 ft x 8 ft Bbl Welded Tank  
with three coat paint  
system

Right:  
API Fiberglass Tanks





**American Tank  
Company, Inc.**

# Welcome to the ATC Project & Tank Component Viewer

Please Select the Return or Forward Button to View these Images.

You May Select the ATC Logo to Return to Our Website.

## COMPONENT DESCRIPTION

Left:

**Poly Tanks**

Right:

**Custom walkway  
installation to mixing  
platform**





**American Tank  
Company, Inc.**

# Welcome to the ATC Project & Tank Component Viewer

Please Select the Return or Forward Button to View these Images.

You May Select the ATC Logo to Return to Our Website.

## COMPONENT DESCRIPTION

Left:

Galvanized assembled API  
stairway

Right:

Galvanized assembled API  
walkway section





**American Tank  
Company, Inc.**

# Welcome to the ATC Project & Tank Component Viewer

Please Select the Return or Forward Button to View these Images.

You May Select the ATC Logo to Return to Our Website.

## COMPONENT DESCRIPTION

Left:

Perimeter guard rail on  
Bolted Tank

Right:

Galvanized firewall  
crossover





**American Tank  
Company, Inc.**

# Welcome to the ATC Project & Tank Component Viewer

Please Select the Return or Forward Button to View these Images.

You May Select the ATC Logo to Return to Our Website.

## COMPONENT DESCRIPTION

Left:

Installed API stairway and  
walkway between tanks

Right:

Safety cage ladder with  
curved walkway platform





**American Tank  
Company, Inc.**

# Welcome to the ATC Project & Tank Component Viewer

Please Select the Return or Forward Button to View these Images.

You May Select the ATC Logo to Return to Our Website.

## COMPONENT DESCRIPTION

Left:

Safety cage ladder and  
liquid level indicator

Right:

Spiral staircase on Bolted  
Tank





**American Tank  
Company, Inc.**

# Welcome to the ATC Project & Tank Component Viewer


Please Select the Return or Forward Button to View these Images.

You May Select the ATC Logo to Return to Our Website.

## COMPONENT DESCRIPTION

Left:  
Galvanized walkway  
brackets

Right:  
Galvanized walkway  
brackets





**American Tank  
Company, Inc.**

# Welcome to the ATC Project & Tank Component Viewer

Please Select the Return or Forward Button to View these Images.

You May Select the ATC Logo to Return to Our Website.

## COMPONENT DESCRIPTION

Left:

Galvanized 4 in toe board  
or kick rail

Right:

Galvanized 9 in x 26 in  
standard stairway step



# Welcome to the ATC Project & Tank Component Viewer

Please Select the Return or Forward Button to View these Images.

You May Select the ATC Logo to Return to Our Website.


## COMPONENT DESCRIPTION

Left:

Galvanized and primed  
9 in x 26 in standard  
stairway steps

Right:

Galvanized API stairway  
gusset



# Welcome to the ATC Project & Tank Component Viewer

Please Select the Return or Forward Button to View these Images.

You May Select the ATC Logo to Return to Our Website.

## COMPONENT DESCRIPTION

Left:

Galvanized handrail clips  
for API stairway

Right:

Galvanized underbrace for  
API walkway



# Welcome to the ATC Project & Tank Component Viewer

Please Select the Return or Forward Button to View these Images.

You May Select the ATC Logo to Return to Our Website.

## COMPONENT DESCRIPTION

Left:

Galvanized walkway pan  
26 in wide with 4 in flange

Right:

Galvanized 4 in x 8 in  
walkway pan slice





**American Tank  
Company, Inc.**

# Welcome to the ATC Project & Tank Component Viewer

Please Select the Return or Forward Button to View these Images.

You May Select the ATC Logo to Return to Our Website.


## COMPONENT DESCRIPTION

Left:

Galvanized and primed  
punched angle iron for API  
walkway

Right:

Galvanized hillside nozzle  
for roof installation on  
Bolted Tank





**American Tank  
Company, Inc.**

# Welcome to the ATC Project & Tank Component Viewer

Please Select the Return or Forward Button to View these Images.

You May Select the ATC Logo to Return to Our Website.

## COMPONENT DESCRIPTION

Left:

Galvanized RF nozzle for  
side wall installation on  
Bolted Tank



Right:

Hillside tank flange for  
roof installation on Bolted  
Tank



# Welcome to the ATC Project & Tank Component Viewer

Please Select the Return or Forward Button to View these Images.

You May Select the ATC Logo to Return to Our Website.

## COMPONENT DESCRIPTION

Left:

Threaded tank flanges

Right:

Misc. tank flange and  
nozzle Bolted patches





**American Tank  
Company, Inc.**

# Welcome to the ATC Project & Tank Component Viewer

Please Select the Return or Forward Button to View these Images.

You May Select the ATC Logo to Return to Our Website.

## COMPONENT DESCRIPTION

Left:

Threaded tank flange cut  
in half for external  
installation

Right:

Unitank flange unions for  
Bolted or Welded Tanks





**American Tank  
Company, Inc.**

# Welcome to the ATC Project & Tank Component Viewer

Please Select the Return or Forward Button to View these Images.

You May Select the ATC Logo to Return to Our Website.

## COMPONENT DESCRIPTION

Left:

Black iron 24 in x 36 in  
Welded Tank door frame  
with door cover

Right:

Two piece DP flush type  
cleanout for Bolted Tank



# Welcome to the ATC Project & Tank Component Viewer

Please Select the Return or Forward Button to View these Images.

You May Select the ATC Logo to Return to Our Website.


## COMPONENT DESCRIPTION

Left:

Two piece SP flush type  
cleanout for Bolted Tank

Right:

8 in round thief hatch for  
Welded or Fiberglass Tank





**American Tank  
Company, Inc.**

# Welcome to the ATC Project & Tank Component Viewer

Please Select the Return or Forward Button to View these Images.

You May Select the ATC Logo to Return to Our Website.

## COMPONENT DESCRIPTION

Left:  
8 in x 22 in thief hatch for  
Bolted Tanks

Right:  
Aluminum inline flame  
arrestor





**American Tank  
Company, Inc.**

# Welcome to the ATC Project & Tank Component Viewer

Please Select the Return or Forward Button to View these Images.

You May Select the ATC Logo to Return to Our Website.

## COMPONENT DESCRIPTION

Left:

**Aluminum stack flame  
arrestor**

Right:

**Aluminum mushroom vent  
on Bolted Tank**





**American Tank  
Company, Inc.**

# Welcome to the ATC Project & Tank Component Viewer

Please Select the Return or Forward Button to View these Images.

You May Select the ATC Logo to Return to Our Website.

## COMPONENT DESCRIPTION

Left:

Cast iron inline vent valve

Right:

Overflow and drain  
manifold on AWWA Bolted  
Tank



# Welcome to the ATC Project & Tank Component Viewer

Please Select the Return or Forward Button to View these Images.

You May Select the ATC Logo to Return to Our Website.

## COMPONENT DESCRIPTION

Left:  
Aluminum anodes for roof  
installation

Right:  
Redhead anode for  
pressure vessels



# Welcome to the ATC Project & Tank Component Viewer

Please Select the Return or Forward Button to View these Images.

You May Select the ATC Logo to Return to Our Website.

## COMPONENT DESCRIPTION

Left:

Spherical anode

Right:

Misc. BUNA gaskets for  
Bolted Tanks





**American Tank  
Company, Inc.**

# Welcome to the ATC Project & Tank Component Viewer

Please Select the Return or Forward Button to View these Images.

You May Select the ATC Logo to Return to Our Website.

## COMPONENT DESCRIPTION

Left:

Misc EPDM gaskets for  
Bolted Tanks

Right:

Misc. hatch and nozzle  
BUNA gaskets





**American Tank  
Company, Inc.**

# Welcome to the ATC Project & Tank Component Viewer

Please Select the Return or Forward Button to View these Images.

You May Select the ATC Logo to Return to Our Website.

## COMPONENT DESCRIPTION

Left:

Misc. HDG hardware for  
Bolted Tank applications

Right:

Galvanized backing bolt  
channel





**American Tank  
Company, Inc.**

# Welcome to the ATC Project & Tank Component Viewer

Please Select the Return or Forward Button to View these Images.

You May Select the ATC Logo to Return to Our Website.

## COMPONENT DESCRIPTION

Left:

Vulken polyurethane  
sealant for Bolted Tanks

Right:

Texsteam Tank plugs





**American Tank  
Company, Inc.**

# Welcome to the ATC Project & Tank Component Viewer

Please Select the Return or Forward Button to View these Images.

You May Select the ATC Logo to Return to Our Website.


## COMPONENT DESCRIPTION

Left:

Galvanized lifting eyes for  
Bolted Tank

Right:

Twelve 21 ft x 32 ft coated  
Bolted Tanks





**American Tank  
Company, Inc.**

# Welcome to the ATC Project & Tank Component Viewer

Please Select the Return or Forward Button to View these Images.

You May Select the ATC Logo to Return to Our Website.

## PROJECT DESCRIPTION

Left:

Refurbished 12 ft x 20 ft  
400 Bbl Welded Tank

Right:

Fabricated pods with  
epoxy coating





**American Tank  
Company, Inc.**

# Welcome to the ATC Project & Tank Component Viewer

Please Select the Return or Forward Button to View these Images.

You May Select the ATC Logo to Return to Our Website.

## PROJECT DESCRIPTION

Left:

Skid package with epoxy  
coating

Right:

Sandblasting and painting  
shed





**American Tank  
Company, Inc.**

# Welcome to the ATC Project & Tank Component Viewer

Please Select the Return or Forward Button to View these Images.

You May Select the ATC Logo to Return to Our Website.

## PROJECT DESCRIPTION

Left:

Pressure vessel with three  
coat paint system

Right:

Steel beams with two coat  
paint system





**American Tank  
Company, Inc.**

# Welcome to the ATC Project & Tank Component Viewer

Please Select the Return or Forward Button to View these Images.

You May Select the ATC Logo to Return to Our Website.

## PROJECT DESCRIPTION

Left:

Pipe spinners with two  
coat paint system

Right:

Utility trailer with two coat  
paint system





**American Tank  
Company, Inc.**

# Welcome to the ATC Project & Tank Component Viewer

Please Select the Return or Forward Button to View these Images.

You May Select the ATC Logo to Return to Our Website.

## PROJECT DESCRIPTION

Left:

Mobile sandblasting and  
painting equipment loaded  
for shipment

Right:

Welded Tank ready for  
shipment





**American Tank  
Company, Inc.**

# Welcome to the ATC Project & Tank Component Viewer

Please Select the Return or Forward Button to View these Images.

You May Select the ATC Logo to Return to Our Website.

## PROJECT DESCRIPTION

Left:

Bolted Tanks being  
shipped to location

Right:

Permit pipe load

